


Thru The Lens



May 2009



The official
newsletter of
Parklands
Photographic Club

Our website
www.parklandsphotoclub.org.au

Newsletter email
parklandsphoto@people.net.au

Hi

I'm not sure about you ... but I'm quite surprised at how quickly this year's whizzing by!


Ten members attended the VAPS Muster at Braemar College earlier this month – it was great to see our club's prints on exhibition with many others at the inter-club competition exhibition. I would encourage everyone to consider submitting photos for this and other future inter-club competitions. Not only does it give us an idea of the spectrum of images that are being taken around (and beyond) Victoria, it also is an opportunity to promote our club!

I've written 'part 2' of colour management series to help members understand "why do my prints come out a different colour than I see on my computer/camera?" If you've got any other suggestions for a one-pager answer, let me know. Likewise, if you wish to contribute, please let me know!

See you on the 11th June – remember the library room is heated and usually much more pleasant than the wintry weather outside! Plus, you get to catch up with your fellow Parklandians (*I think I've just mad up a new word*). See you then.

Cheers, Paul

What The Duck



May competition results – *Open*




Flying high
First place – Darren Cottier



Firing Up
Second Place – Ray Tucker



Quiet mornings
Second place – Paula Northey



Port to port
Third place – Mathew Lasala

Highly commended:



Sword School
Paul Grinzi



Look out: here I come
Joe Gizzi



Religious Fire
Emi Taylor



Welcome to my village
Kath Kelly



Will I fit under bridge?
Ray Tucker



Roman Toes
Mathew Lasala

Getting the colour right – part 2 – printing calibration

Following on from last month's article on colour management, this month we cover what's involved in ensuring what your print matches what you see (on a calibrated monitor!). Essentially, the goal of calibrating your printer is similar to calibrating your monitor: to provide your computer with a set of instructions (called a *profile*) that tells it how to display colours, or print inks, correctly.

If you have a home printer, your computer has some software (called a 'driver') that provides a default profile for your prints. This is OK for printing where the colour isn't essential, but can cause problems when your ink and paper combination is different to the combination that was used at the printer manufacturer. The solution? Get a profile that's specific for your printer/paper/ink combination.

The best method is also the most expensive – purchasing a print colorimeter (eg *Spyder3Print* ~\$900) – which can then create a custom profile for an infinite number of printing combinations. This works by creating a test print, and after using the tool to 'scan' the print, the software generates a profile for that printer/paper/ink that the computer can use to create accurate prints.

If purchasing this sort of equipment is beyond your budget, the next best option (but still relatively expensive) is to purchase a custom profile from a print profiling company. Essentially, you print a test image sent to you by the company, then mail it to them. They do the scanning (as above) and then email you the profile. This is cheaper (~\$75 per profile), but the cost can add up as you need to get a profile for each paper brand/type (eg glossy, matt, etc). Here (click [here](#)) are a few Australian companies that offer this service.

The most affordable option (and much better than relying on the printer's default settings) is to download a *free* profile for your printer and paper type. These are usually available on the websites of photographic print paper companies (eg Ilford, HP, Canon, Kodak). These profiles assume you are using the printer manufacturer's recommended (ie non third party) inks. Search for 'ICC profile' and the paper company's name.

If you print through a photo lab – ask them about what colour profile they use – not all, but some will be able to provide the profile for their system which you can use when preparing your prints to be printed by the lab.

Lastly, you will need to ensure that your image software's preferences are set to use this new profile (often the software's default is to use the printer's default!). You'll need to look up how to do this for your printer/image software.

This can all sound a bit complicated (and it can be!), and the above is just an overview. There's plenty of further info about colour management on the web – go and explore!

Club news

- **May meeting**

Our next monthly meeting will be held on Thursday 11th June. The theme is 'Patterns in Nature' and you have until THIS Sunday (31st May) to submit your photos (up to 4) to Kath (0421630138). The judge will be discussing 'black and white' photography. Remember to prepare/bring along your photos for the following month (theme = "Water").

- **Meeting Reminders**

As mentioned during our monthly meeting:

- Please ensure you help clean up – put your chair away and ensure your cup/plate is washed
- We encourage everyone to title their photo entries – the title can 'add' to the image's message, but more importantly, the title can avoid confusion with the judging process
- \$1 contribution (towards the cost of the supplies) is suggested if you wish to partake in the tea-break refreshments/snacks
- Please ensure you 'sign in' each month, and fill out a name sticker – if you're signed in, you are insured from a liability point of view.

- **Social evening? Volunteer needed.**

Following the successful club dinner during the recent VAPS Muster weekend, the participants decided that catching up socially (outside of our normal meeting schedule) was certainly worth repeating. You may have noted that in September, we have the '*Ballarat Foto Bieniale*' marked down. More info about this photographic weekend away will come in the next few months – but in the meantime, we are looking for someone to volunteer to organise a venue for a club dinner as well as possibly getting details for a venue for accommodation (both in or near Ballarat) for willing club members. Please contact me by email to express your interest

- **Mule café exhibiting**

Our club has been invited to exhibit some framed prints at Mule café (146 Sydney Rd, Brunswick). The club is keen to take up this offer and will be arranging our first exhibition soon. If you are interested, contact Paul (parklandsphoto@people.net.au) or Kath (0421630138) ASAP. More details are available in last month's newsletter – available on our website.

- **October workshop**

We are glad to announce that the topic for our October workshop has been finalised. We will be running a 'Photoshop' workshop – which to focus on demonstrating various techniques (requesting by YOU) using YOUR photos. The techniques will range from basic processes to more advanced stuff, and whilst it will be conducted using the Photoshop program, the concepts should be transferable to many other programs. More details closer to the dates, but if you are interested in software image enhancement, keep the date (Oct 11th) free (and spread the word!).

Exhibitions, Events & Competitions

- **2009 Royal Melbourne Agricultural Show Photography Competition**

A maximum of 4 entries per class per exhibitor applies. Sections: Portrait/People, Domestic Animals, Wild Animals, Landscape/Waterscape, Nature, Experimental Photography and "Life on the Land". If you want details/entry form, I can email them to you. Early bird entry (discounted entry of \$9 per entry) closes: Friday 12 JUNE 2009.

- **Otways in focus - Otways Tourism 2009 Photographic Competition**

The competition is open to all. Entry categories include Landscape/ Seascape, Rural/ Agriculture, Natural History, Action Tourism. All shots are to be taken within the highly attractive Colac Otway Shire, which includes the most spectacular part of the Great Ocean Road. All entries to be electronic digital images. There is a valuable set of prizes on offer including a total of \$1000 in cash, and over \$3000 worth of tourism prizes such as accommodation in the area. ENTRIES CLOSE September 14th 2009. More info: <http://www.otwaysinfocus.com/>

- **Jetstar Photographic Competition**

The airline, Jetstar, is currently running a photography competition that is free to enter and has some great prizes. There are numerous categories and 'destinations' to submit some entries. Have a look now and submit your favourite images. Details available at: <http://www.jetstarphotocomp.com/>. Entries close July 31st 2009.

final spots available
term 2 foundation photography
with richard lipp

4 Sundays, 31st May, 7th, 14th & 21st June, 11am-3pm, \$360 per person
SPECIAL OFFER FOR FINAL PLACES:
Bookings of 2 or more people \$300 per person

At the end of this course, participants will have acquired skills and understanding of techniques that will guide their photographic practice and creativity.

Prerequisites:
No prior knowledge is necessary.
Digital SLR camera [highly recommended]

For more information & booking enquiries
please contact Obscura Gallery

FIRST FLOOR 285 CARLISLE STREET EAST ST KILDA VIC 3183
03 9525 9377 WWW.OBSCURAGALLERY.COM
OPENING HOURS: TUES - SAT 12PM - 6PM OR BY APPOINTMENT



- ***Australian Digital Photography Awards***
The Australian Photographic Society are hosting the third Australian Digital Photography Awards (ADPA) 2009. Don't miss out on this FREE popular national competition. The entry form and instructions are available on the website www.adpa.org.au. Examples of successful images in the ADPA 2008 Catalogue can be viewed via this link. The winning photographers will receive plaques, certificates and medals at an exhibition on Friday 14th August 2009 at the Canberra Highland Society/The Burns Club, 8 Kett Street, Kambah, Canberra from 7.30 - 10.30pm.
Entries Close June 21 2009
- ***Save Water competition!***
Got a 'water' photo? (especially given that it's our July theme!): Check out <http://www.savewater.com.au/> for details on their photography competition – but be quick – the competition closed June 1st.
- ***Top Arts VCE exhibition***
The National Gallery of Victoria Australia is currently exhibiting the top works from the 2008 Year 12 VCE Art and Studio Arts students. This is a free display of over 70 works including many artistic media, including photography. Until June 14th @ The Ian Potter Centre, Federation Square.
- ***2009 Murrurundi Keddie's Pastoral Photographic Prize***
The Murrurundi District Arts Council invites photographers to submit works in this competition. Entrants to the prize are asked to interpret this year's theme – **WATER** - in black and white, with a focus on the significance of water in the natural environment. Entries close Friday June 26th 2009.
Details: <http://www.murrurundiphotographicprize.com.au/>

Websites of the month

- <http://photofocus.com/2008/08/04/how-to-get-the-absolutely-sharpest-photo-possible-twip/> - 10 tips on ensuring 'sharp images'
- <http://preview.tinyurl.com/cbyvws> - a 'YouTube' video demonstrating what you can do with a camera and plenty of time on your hands!
- <http://photofocus.com/2009/04/30/four-reasons-to-always-use-a-lenshood/> - this website's title says it for me!

Quote of the month

Perishability in a photograph is important in a picture. If a photograph looks perishable we say, "Gee, I'm glad I have that moment."

~John Loengard, LIFE magazine photographer & author of "Pictures Under Discussion"